

# Model 520AJ

## ARTICULATING BOOM LIFT



### ENVIRONMENTALLY FRIENDLY

- Variable speed engine control for improved fuel efficiency reducing operating cost

### POWER & PERFORMANCE


- 50%\* faster full elevation time  
(\* actuals might vary increasing workers efficiency)

### MORE ACCESS

- Half a meter more horizontal reach for an increased work envelope.

### GREATER STRENGTH

- 250kg in basket vs 230kg before allowing you to carry more tools or materials to stay on a job longer.



### Standard Features

- 1.24m (4ft 1in) Articulating Jib
- Platform 0.76m x 1.83m (30in x 72in) Side Entry
- 180 Degree Hydraulic Platform Rotator
- Platform Console Machine Status Light Panel\*
- AC cable to Platform
- 5 Degree Tilt Alarm/Indicator Light
- Swing Out Engine Module
- Improved Multi-Function Controls
- Dura Tough gull-wing turntable hoods
- 12V-DC Auxiliary Power
- Hourmeter
- Interactive Display at Ground Controls
- Proportional Controls
- Control ADE\* System
- Lifting/Tie Down Lugs
- Horn
- Four-Wheel Hydrostatic Drive
- Oscillating Axle
- Cast Aluminum Control Box
- Motion Alarm
- Reduced Time to Full Height

\* Provides indicator lights at platform control console for system distress, low fuel, 5 degree tilt light, and foot switch status.

### Standard Specifications

Power Source	
• Diesel Engine	
• Deutz D2.3 L3 Stage IIIA	36.4 kW
• Fuel Tank Capacity	60.5 L
Hydraulic System	
• System Capacity	144 L
• Tank Capacity	136 L
• Auxiliary Power	12V-DC
Tyres	
• Standard	33/1550 x 16.5 Foam Filled tyres
• Optional	315/55 D20 Foam-Filled Tyres Non-Marking Tyres

### Accessories & Options

- 0.76m x 1.22m (30 x 60in) Platform
- Inward Self-Closing Swing
- 13mm (1/2 in) Air Line to Platform
- AC Generator
- Flashing Amber Beacon
- Hostile Environment Kit<sup>1</sup>
- Light Package
- Platform Worklights
- Operator Tool Tray
- Accessory Packages
- SkyPower® Package
- SkyGuard®
- PipeRack
- Catalytic exhaust purifier

1. Includes boom wipers, cylinder bellows and console cover.

Note: Some options may increase lead time, and some option combinations may not be available.

# Model 520AJ

## ARTICULATING BOOM LIFT

### Performance

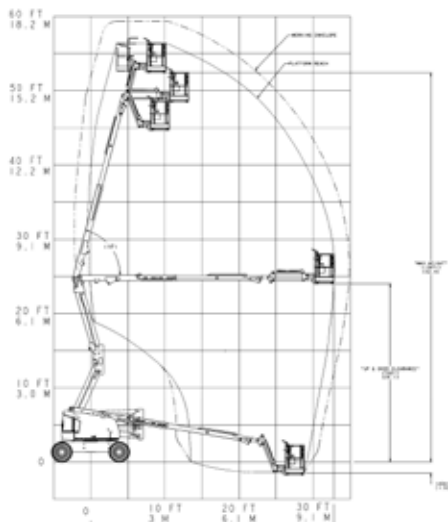
• Working Height	18 m
• Working Outreach	10.65 m
• Up and Over Height	7.3 m
• Swing	355 Degrees Non-Continuous
• Platform Capacity	250 kg
• Platform Size	0.76 x 1.83 m
• Platform Rotator	180 Degrees Hydraulic
• Dimensions:	
A. Platform Size	0.76 m x 1.83 m
B. Overall Width	2.35 m
C. Tailswing (working condition)	Zero
D. Stowed Height	2.27 m
E. Stowed Length	7.77 m
F. Wheelbase	2.36 m
G. Ground Clearance	0.42 m
• Jib	1.24 m
• Range of Articulation	144 Degrees (+76, -69)
• Weight <sup>1/2</sup>	7,985 kg
• Max Ground Bearing Pressure <sup>2</sup>	6.6 kg/cm <sup>2</sup>
• Drive Speed	6.8 km/hr
• Gradeability	45%
• Axle Oscillation	10 cm
• Turning Radius	
Inside	2.06 m
Outside	4.78 m

<sup>1</sup> Certain options or country standards may increase weight and/or dimensions

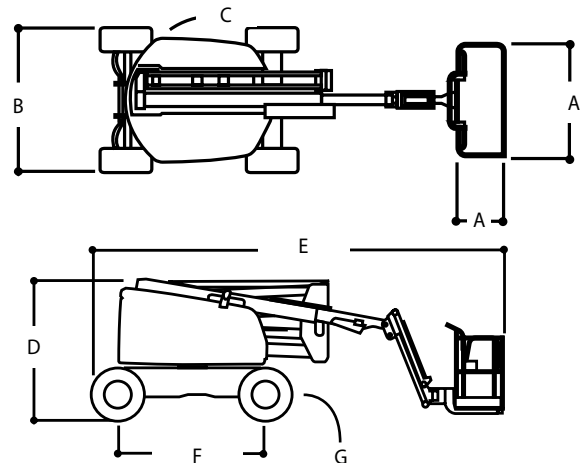
<sup>2</sup> With Standard tires



### Reach Diagram



### Dimensions



### IMPORTANT

JLG is continually researching and developing products and reserves the right to make modifications without prior notice. All data in this document is indicative. Certain options or country standards will increase weight. Specifications may change to meet country standards or with the addition of optional equipment.

Due to continuous product improvements, JLG Industries reserves the right to make specification and/or equipment changes without prior notification.



### JLG EMEA BV

Polaris Avenue 63  
2132 JH Hoofddorp  
The Netherlands  
Tel: +31 (0)23 565 5665  
Fax: +31 (0)23 557 3750  
[www.jlg.com](http://www.jlg.com)

An Oshkosh Corporation Company